

# Warren County, New Jersey COVID-19 Report 02/17/21



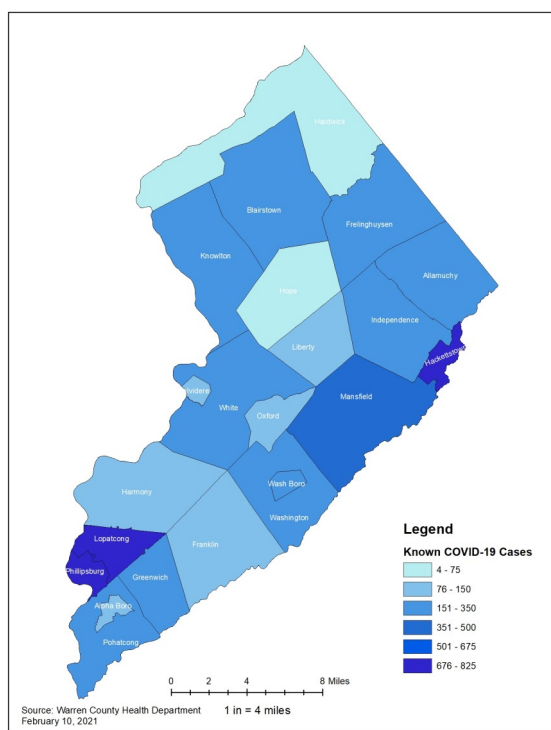
## Warren County COVID-19 Cases at a Glance

The first case of COVID-19, caused by novel coronavirus (SARS COV-2) in Warren County was identified on March 17, 2020. Since then, cases have been identified in all 22 municipalities.

As cases are reported to the Warren County Health Department, they are investigated as quickly as possible. Cases are interviewed about their symptoms, risk factors, and close contacts, including their place of employment and coworkers when applicable. Beginning April 24, the case definition for novel coronavirus expanded to include “probable” cases. In most cases, these probable cases will not be confirmed by laboratory results.

Advice is given to all confirmed and probable cases regarding their own self-isolation and investigators notify close contacts of their risk and advise them on 14-day quarantine measures.

Heat Map: Known Covid-19 Case Counts  
by Municipality as of 02/17/2021



[Click the map to view online](#)

Known COVID-19 Cases by Municipality  
Warren County, NJ as of 02/17/2021

Municipality	Confirmed COVID-19 Cases	Confirmed COVID-19 LTCF Cases	Probable COVID-19 Cases	Known Recoveries
Allamuchy	205	7	45	183
Alpha	113	0	2	110
Belvidere	120	1	18	112
Blairstown	288	0	64	266
Franklin	122	0	7	117
Frelinghuysen	163	80	30	139
Greenwich	328	0	14	306
Hackettstown	706	48	147	646
Hardwick	51	0	15	44
Harmony	114	0	4	98
Hope	69	0	10	66
Independence	228	0	63	191
Knowlton	159	28	14	147
Liberty	106	0	13	94
Lopatcong	779	201	33	701
Mansfield	460	56	81	414
Oxford	90	0	10	84
Phillipsburg	824	5	19	757
Pohatcong	202	0	11	186
Washington Borough	342	1	33	329
Washington Township	287	0	21	259
White	214	33	29	176
<b>Total:</b>	<b>5,971</b>	<b>461</b>	<b>683</b>	<b>5,425</b>
<b>Total COVID-19-Related Deaths:</b>	<b>191</b>	<b>140</b>	<b>18</b>	

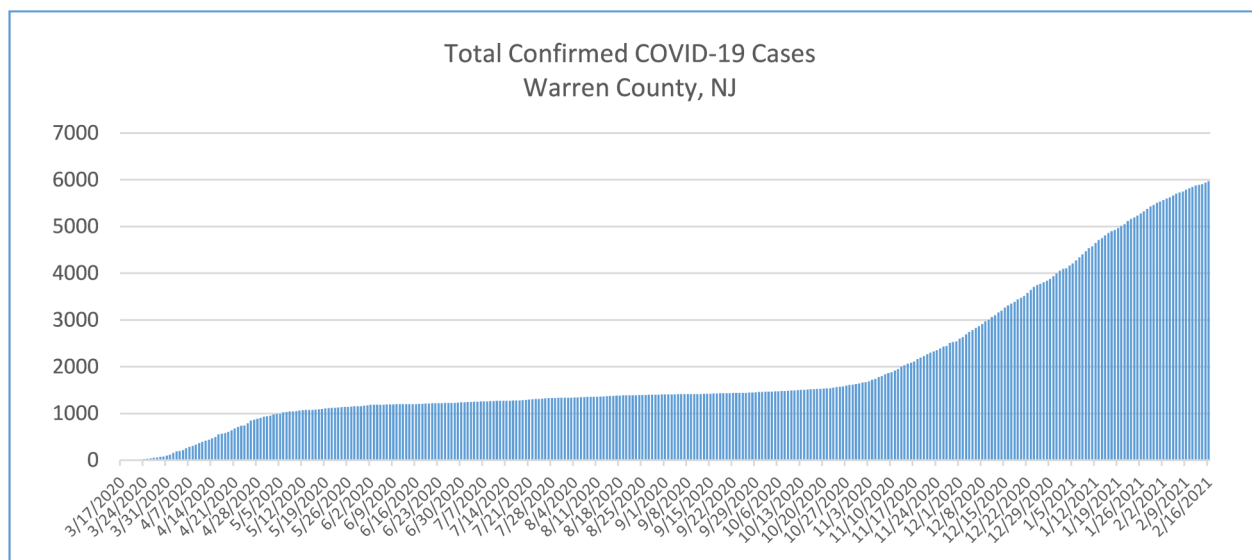
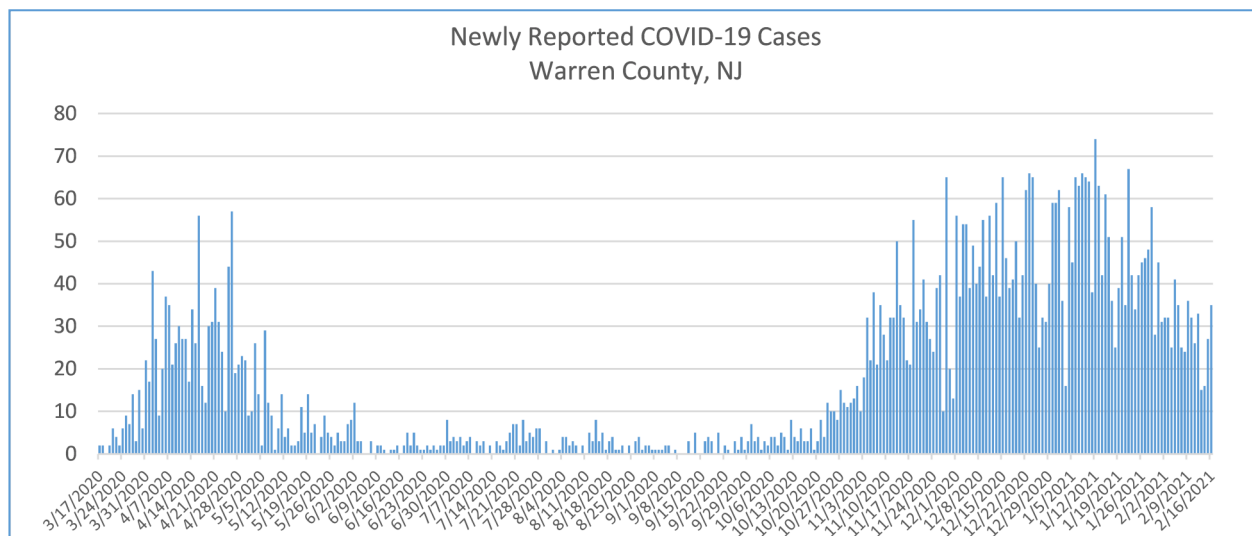
461 (8%) of COVID-19 cases are residents of Long-Term Care Facilities (LTCFs); there are currently 4 active outbreaks at facilities in Warren County.

# Warren County, New Jersey COVID-19 Report 02/17/21



## Epidemic Curves

There are now 5,971 confirmed COVID-19 cases in Warren County. An average of 26 cases per day have been reported in the past 7 days.



# Warren County, New Jersey COVID-19 Report 02/17/21



## Probable Cases

Beginning April 24, the case definition for COVID-19 adopted by the New Jersey Department of Health was expanded to include “probable” cases; these cases must meet certain clinical and epidemiologic criteria in order to be classified as such. Most commonly, an untested, symptomatic household member of a lab-confirmed case is now classified as a “probable” COVID-19 case. Expanding this definition will allow us to have a fuller understanding of the overall number of illnesses during this pandemic. The most recent update to the case definition was made in August. A summary of the new case definition is listed below—

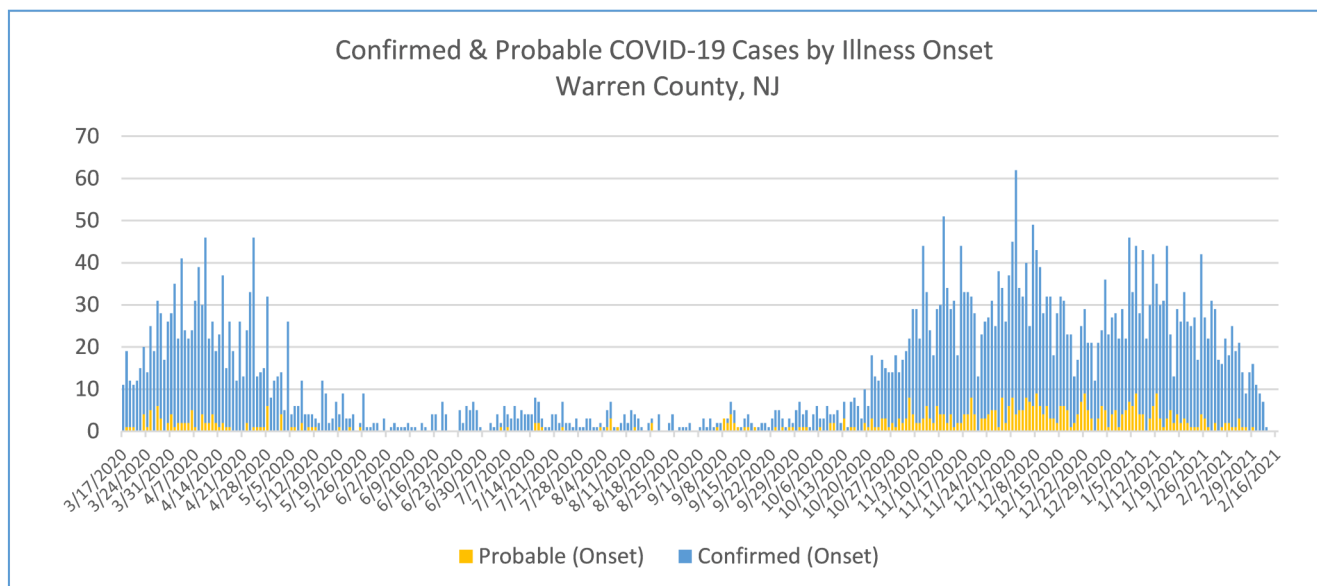
### Confirmed

- Meets confirmatory laboratory evidence.

### Probable

- Meets presumptive laboratory evidence.
- Meets clinical criteria\* **AND** epidemiologic evidence with no confirmatory laboratory testing performed for SARS-COV-2.
- Meets vital records criteria with no confirmatory laboratory evidence for SARS-COV-2.

*\*Clinical criteria include: at least two of the following symptoms: fever (measured or subjective), chills, rigors, myalgia, headache, sore throat, nausea or vomiting, diarrhea, fatigue, congestion or runny nose **OR** any one of the following symptoms: cough, shortness of breath, difficulty breathing, new olfactory disorder, or new taste disorder **OR** severe respiratory illness with at least one of the following: clinical or radiographic evidence of pneumonia or acute respiratory distress syndrome (ARDS).*

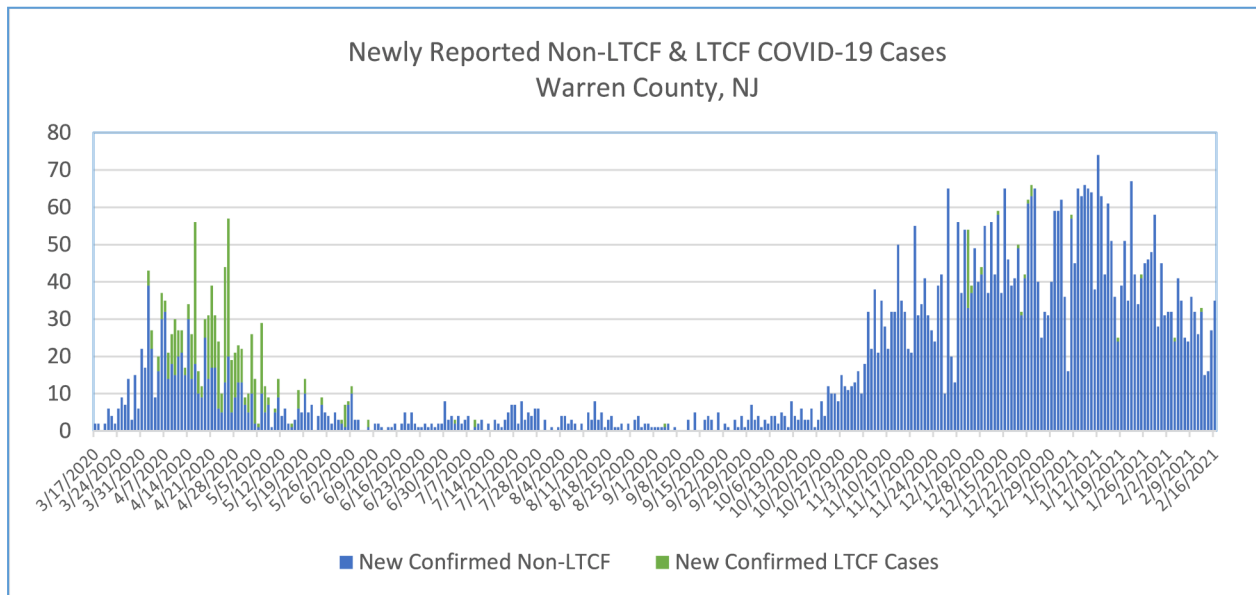
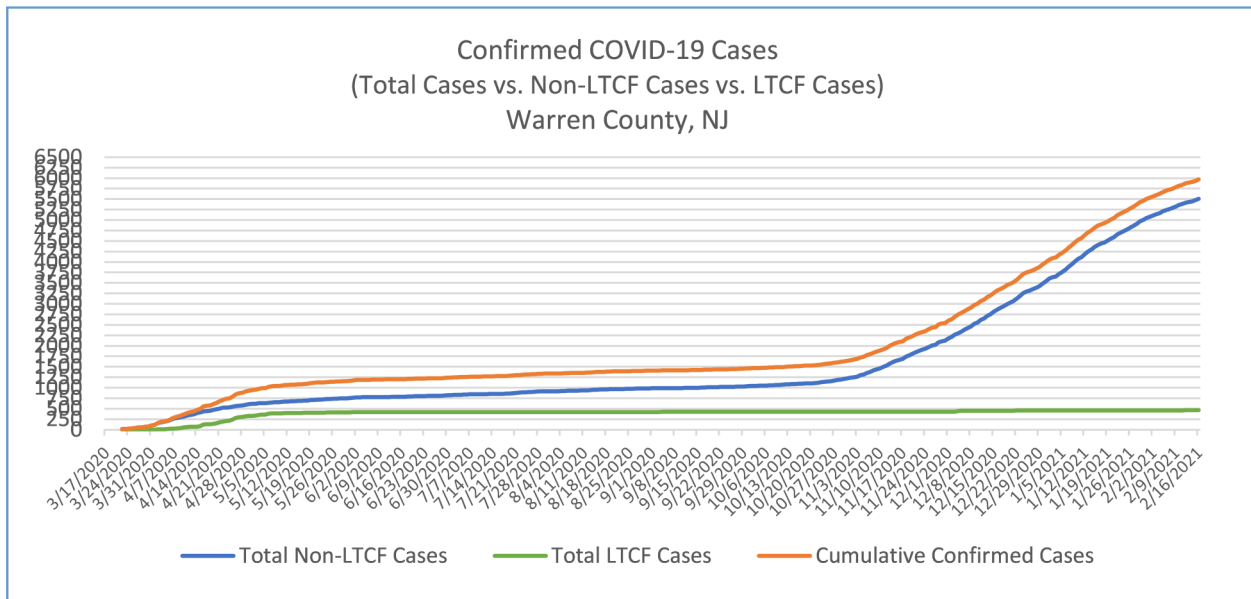


# Warren County, New Jersey COVID-19 Report 02/17/21



## COVID-19 Cases—Non-LTCF Residents vs. LTCF Residents

Currently, 8% of Warren County’s COVID-19 cases are residents of Long Term Care Facilities (LTCFs). The chart below plots newly reported non-LTCF resident COVID-19 cases and LTCF resident COVID-19 cases. The reporting of new non-LTCF resident COVID-19 cases appears to have peaked in early to mid April; our local LTCFs have conducted facility-wide testing in different intervals, which introduces challenges in interpreting the data. It does appear, however, that the LTCF peak period spans the last two weeks of April. Beginning May 26, all LTCFs were mandated to conduct facility-wide testing, including staff. Some of these cases may be out-of-county or out-of-state staff members who are not counted in the Warren County case totals.

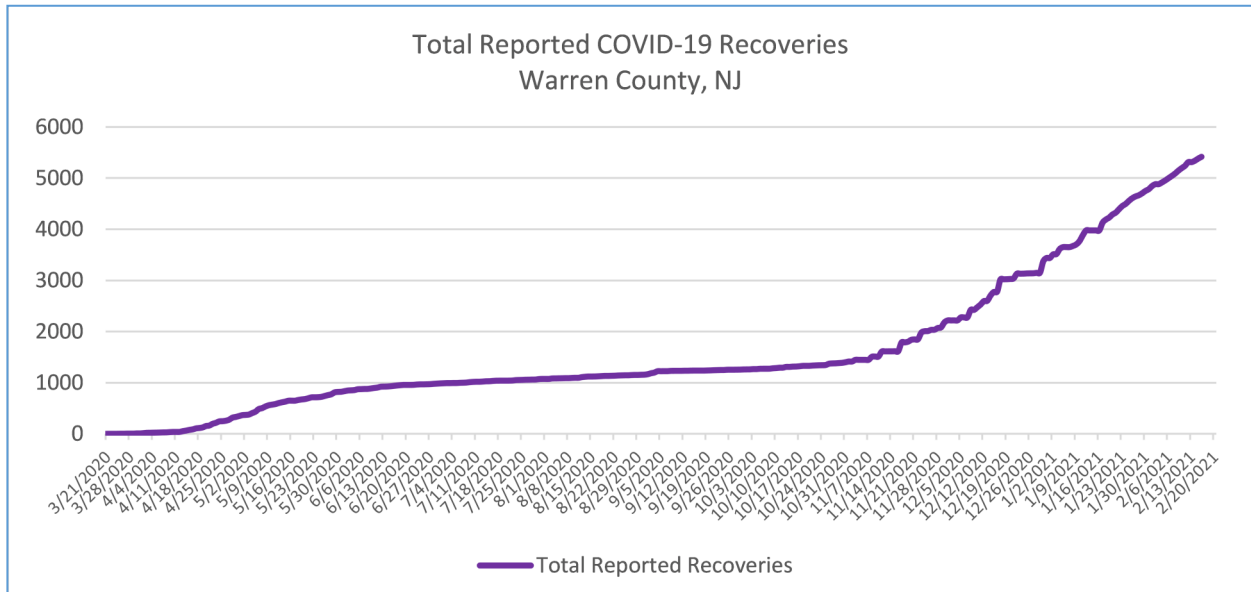


# Warren County, New Jersey COVID-19 Report 02/17/21

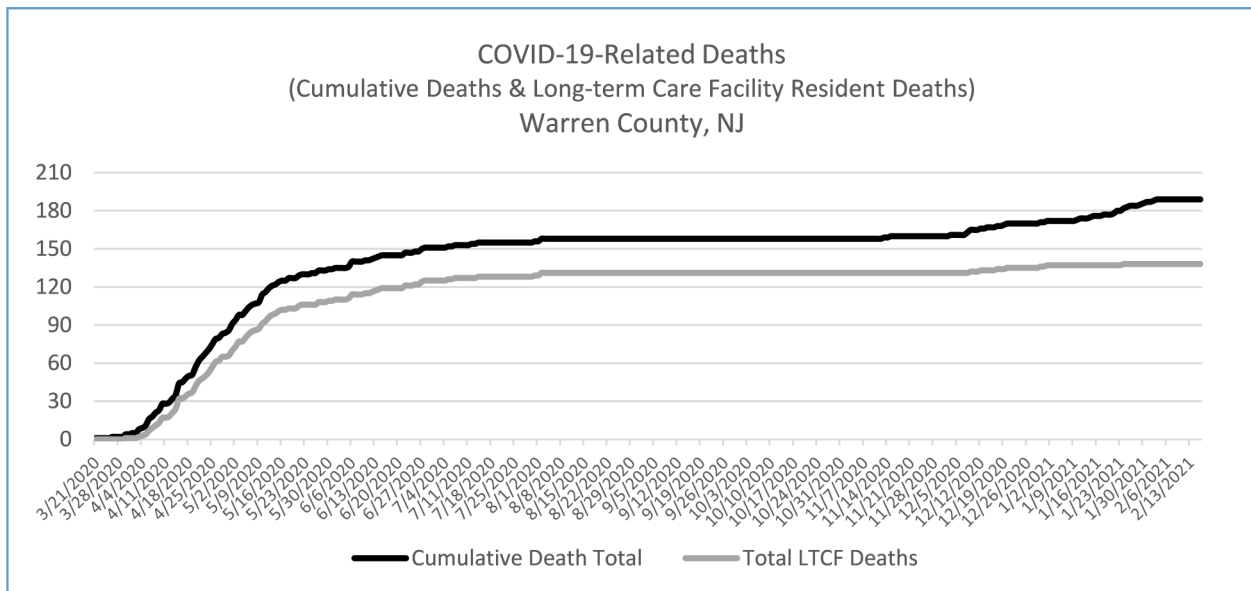


## Self-Reported COVID-19 Case Recoveries

Recoveries are generally self-reported, but information on recoveries is also provided by care providers and long-term care facilities. On July 6, NJDOH began using a new software tool for case investigation and contact-tracing; Warren County Health Department is currently updating the way that information on recoveries is recorded and some historical data will be added in the coming weeks.



## COVID-19-Related Deaths

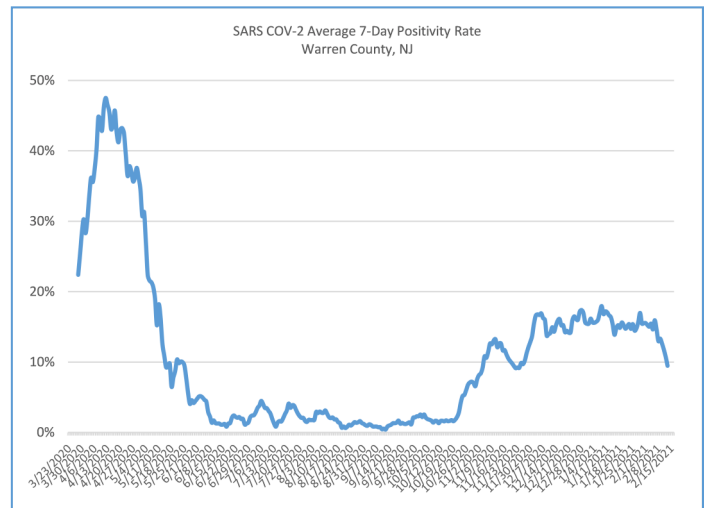
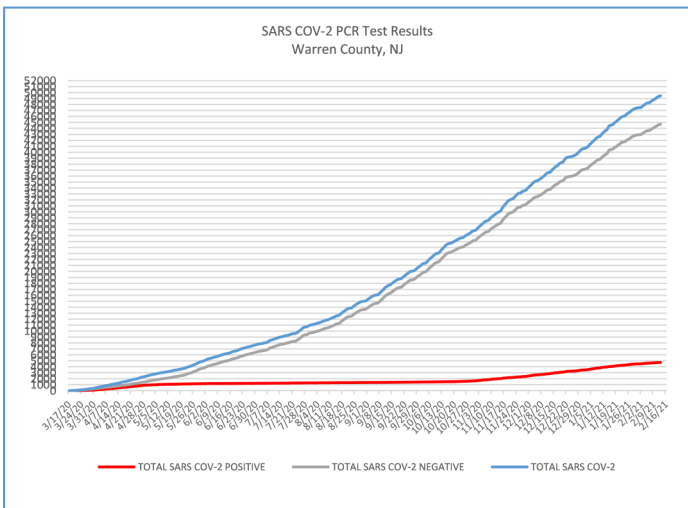


# Warren County, New Jersey COVID-19 Report 02/17/21



## Testing Rates

As of February 13, WCHD has received 49,454 SARS COV-2 test results; 10% (4,743) positive and 90% (44,711) negative. In the past seven days, an average of 170 tests per day have been collected from Warren County residents. The chart “SARS COV-2 Average 7-Day Positivity Rate” shows the average percent positivity over the previous seven days. At the outbreak’s height, Warren County residents reached a maximum average of 47% percent positivity. As of February 13, percent positivity is 9.5%.



## Descriptive Statistics

The table below shows a summary of descriptive statistics for confirmed COVID-19 cases reported in the past seven days, all confirmed COVID-19 cases, and all confirmed COVID-19-related deaths.

Descriptive Statistics for Confirmed COVID-19 Cases Warren County, NJ			
	<i>Last 7 days</i>	<i>All Confirmed COVID-19 Cases</i>	<i>All Confirmed COVID-19-Related Deaths</i>
Mean Age (years)	42	46	83
Median Age (years)	41	47	86
Min Age (years)	11mo	1mo	41
Max Age (years)	94	102	102
Case Count	184	5,971	191
Male	51%	46%	40%
Female	49%	54%	60%

# Warren County, New Jersey

## COVID-19 Report

### 02/17/21



## Incidence and Case Fatality Rates: How does Warren County compare?

While the total number of COVID-19 cases and associated deaths may seem low overall, the population of the county is also smaller than many of the counties in the northern part of the state. Warren County is generally less densely populated than the counties to the east, but the burden of illness and disease has still been high.

As of February 17, Warren County's crude case fatality rate (CFR; the proportion of COVID-19 cases who have died in comparison to the total number of cases, not adjusted for age or other confounding factors) is 3.2%; the seventh highest in the state. The CFR for New Jersey overall is 3%.

The current burden of disease can be assessed by understanding the cumulative incidence rate, or number of cases per 100,000 people in the population during the pandemic; this gives us an idea of the proportion of people who are being affected. As of February 17, Warren County's crude incidence rate was 5,617 cases per 100,000, ranking 17 out of 21 counties despite ranking 19 out of 21 in population size. For reference, as of February 17, the crude incidence across the state was 7,538 cases per 100,000 people.

*COVID-19 Age-Stratified Incidence & Case-Fatality Rates - Warren County, NJ 2/17/2021*

Age Group	Cases Reported 2/1-2/17	Total Population	Incidence Rate per 100,000	Overall CFR	Non-LTCF CFR	LTCF CFR
<5 years	8	4,871	1231.78	0%	0%	0%
5-19 years	75	19,436	3406.05	0%	0%	0%
20-44 years	159	30,143	7026.51	0%	0%	33%
45-64 years	133	33,607	5763.68	1%	0%	18%
65+ years	87	18,236	6454.27	15%	6%	31%
<b>Total</b>	<b>462</b>	<b>106,293</b>	<b>5601.50</b>	<b>3%</b>	<b>1%</b>	<b>30%</b>

The table above also shows that the population of Warren County has not been affected equally among all age groups or by LTCF residents. The incidence rate for all residents over age 65 is higher than for all other age groups. Similarly, the CFR among LTCF residents over age 65 is 31% versus 6% for those in that age group who are not LTCF residents. For LTCF residents overall, 31% of those diagnosed with COVID-19 have died.

For comparison, [according to the CDC](#) the U.S. 2017-18 influenza season, which was characterized as a severe season, resulted in approximately 45,000,000 infections and an estimated 61,000 deaths; that equates to a crude incidence rate of 13,709 cases per 100,000 people and a CFR of 0.13%. Furthermore, approximately 1.3% of influenza cases required hospitalization during that season.